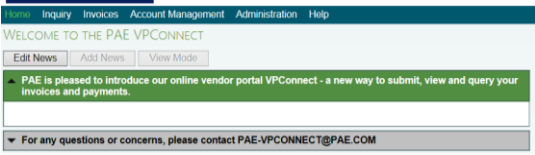
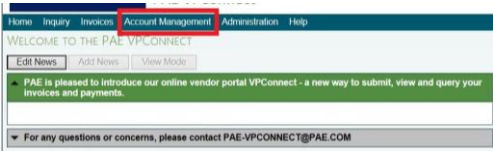





VPConnect: Changing Your Password

In order to change your VPConnect password, you would need to log in to your account and select **Account Management** to change your password.

<p>1. Login into VPConnect</p>	
<p>2. Select “Account Management” from the tab</p>	
<p>3. Select “Password Change”</p>	
<p>4. Enter your “User name” and “Current Password”</p>	
<p>5. Enter “New Password” and confirm it</p>	
<p>6. Click “Change Password” and now password has been updated</p>	